













# Pflanzraster "Flächenpool Stellberg"

## Bäume

-  Acer platanoides - Spitzahorn
-  Fraxinus excelsior - Esche
-  Quercus robur - Stieleiche
-  Prunus padus - Traubentkirsche
-  Alnus glutinosa - Schwarzerle
-  Carpinus betulus - Hainbuche

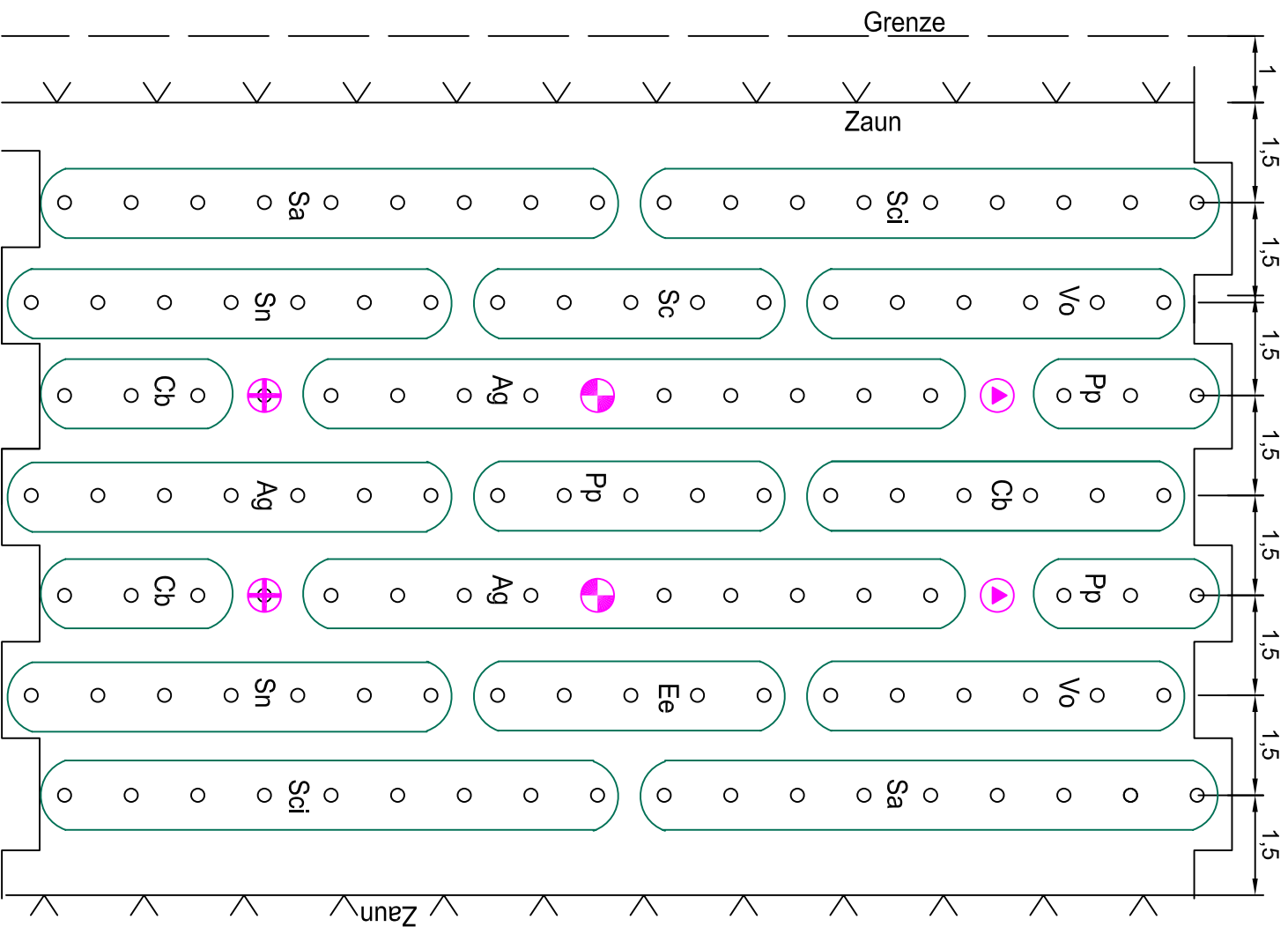
## Sträucher

-  Viburnum opulus - Gemeiner Schneeball
-  Euonymus europaeus - Pfaffenhütchen
-  Sambucus nigra - Schwarzer Holunder
-  Salix aurita - Ohrweide
-  Salix cinerea - Aschweide
-  Salix caprea - Kätzchenweide

potenziell natürliche Vegetation:  
Traubenkirschen-Erlenwald.

7-reihige Anpflanzung  
Reihenabstand 1,5 m  
Abstand in der Reihe 1,5 m

Stand: 24.11.2008



**Landschaftsarchitekt**  
Dipl.-Ing. Klaus Ebler

Landstraße 10  
21727 Estorf  
klaus@ebler.com

Telefon 04140-876266  
Mobil 0170-3531895